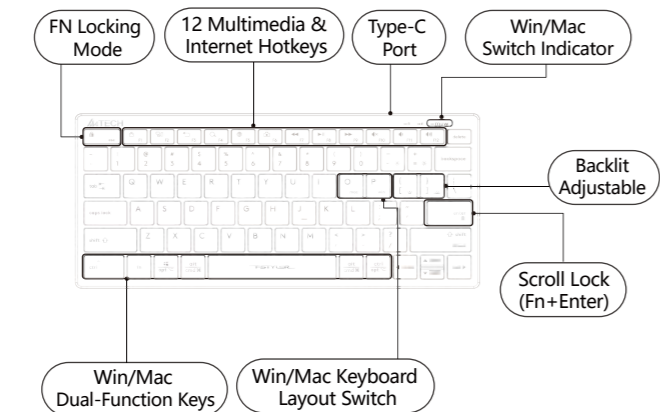





www.a4tech.com

### Product Features

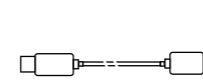


www.a4tech.com

### Package Including



Keyboard



USB Type-C Cable



User Manual

www.a4tech.com



## FSTYLER ILLUMINATE COMPACT SCISSOR SWITCH KEYBOARD QUICK START GUIDE

# FX61

www.a4tech.com

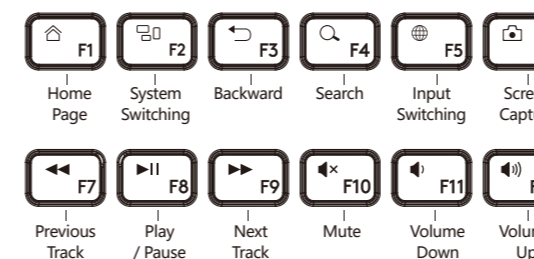
### Windows/Mac OS Keyboard Layout

| System  | Shortcut [Long Press for 3S] | Indicator Light |
|---------|------------------------------|-----------------|
| Windows | fn + P                       | m/w             |
| Mac OS  | fn + O                       | Flashing Off    |

Note: Windows is default system layout. The device will remember the last keyboard layout, please switch as needed.

### FN Multimedia Key Combination Switch

FN Lock Mode: To select the Multimedia features as your main command, lock the FN mode by pressing FN+ESC. To unlock, press FN+ESC again.



www.a4tech.com

### Other FN Shortcuts Switch

| Shortcuts                      | win (Windows)           | mac (Mac OS)        |
|--------------------------------|-------------------------|---------------------|
| fn + brightness / +            | Device Brightness - / + |                     |
| fn + [down arrow] / [up arrow] | Keyboard Backlit - / +  |                     |
| fn + home                      | Home                    |                     |
| fn + end                       | End                     |                     |
| fn + page up                   | Page Up                 |                     |
| fn + page down                 | Page Down               |                     |
| fn + shift insert              | Insert                  |                     |
| fn + delete                    | Pause Break             | Device Brightness + |
| fn + enter                     | Scroll Lock             | Device Brightness - |

Note: The final function refer to the actual system.

www.a4tech.com

### Dual-Function Key

| Shortcuts  | win (Windows)   | mac (Mac OS) |
|------------|---|--------------|
| fn + O / P | Switching Steps:<br>① Choose Windows layout by pressing win.<br>② Choose Mac OS layout by pressing mac. |              |
| ctrl ^     | Ctrl  | Control ^    |
| opt ⌘      | Start ⌘   | Option ⌘     |
| alt cmd    | Alt   | Command ⌘    |
| alt md     | Alt (Right)   | Command ⌘    |
| ctrl opt   | Ctrl (Right)  | Option ⌘     |

### Product Specifications

**Model:** FX61  
**Switch:** Scissor Switch  
**Actuation Point:** 1.8 ± 0.3 mm  
**Character:** Silk Printing + UV  
**Keyboard Layout:** Win / Mac  
**Hotkeys:** FN + F1~F12

**Report Rate:** 125 Hz  
**Cable Length:** 150 cm  
**Port:** USB  
**Includes:** Keyboard, USB Type-C Cable, User Manual  
**System Platform:** Windows / Mac

www.a4tech.com

### Q & A

- Question** Can the keyboard support Mac platforms?  
**Answer** Support: Windows | Mac keyboard layout switching.
- Question** Does the layout can be remembered?  
**Answer** The layout you used last time will be remembered.
- Question** Why does the function light not indicate in Mac OS System?  
**Answer** Because the Mac OS system does not have this function.
- Question** Can the mobile phone USB-Type C charging cable be used here?  
**Answer** Only supports 5-core USB Type-C data cables. (Suggest to use the package included cable.)

www.a4tech.com