



FSTYLER LOW PROFILE SCISSOR SWITCH KEYBOARD

QUICK START GUIDE

FX72

www.a4tech.com

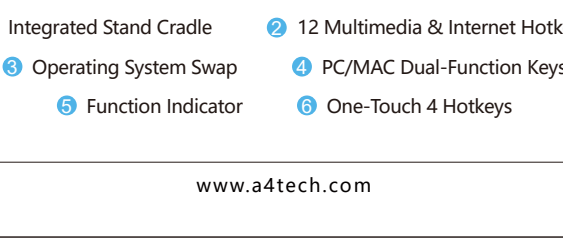
Package Including



Keyboard

User Manual

Product Features



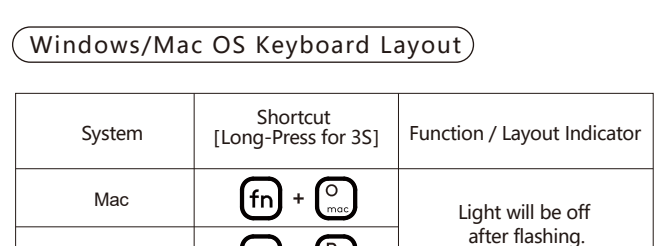

- 1 Integrated Stand Cradle
- 2 12 Multimedia & Internet Hotkeys
- 3 Operating System Swap
- 4 PC/MAC Dual-Function Keys
- 5 Function Indicator
- 6 One-Touch 4 Hotkeys

www.a4tech.com

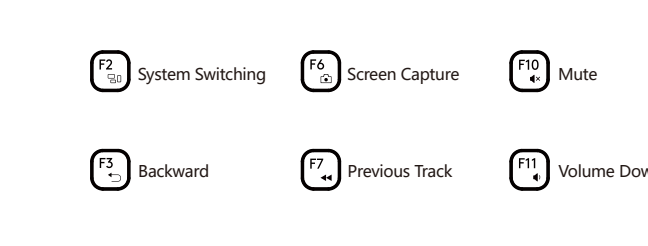
Revolutionary Anti-Ghosting

Note: Supports Windows OS Only

Multi-key rollover ensures smooth typing and precise multi-key input, eliminating key conflicts for efficient workflows and competitive gameplay.



One-Touch 4 Hotkeys



www.a4tech.com

Windows/Mac OS Keyboard Layout

System	Shortcut [Long-Press for 3S]	Function / Layout Indicator
Mac	fn + O (mac)	Light will be off after flashing.
Windows	fn + P (win)	

Note: The layout you used last time will be remembered.
You can switch the layout by following the above step.

FN Multimedia Key Combination Switch

fn + F1 (o)	Home Page	F5 (p)	Input Switching	F9 (p)	Next Track
F2 (u)	System Switching	F6 (o)	Screen Capture	F10 (e)	Mute
F3 (s)	Backward	F7 (a)	Previous Track	F11 (v)	Volume Down
F4 (c)	Search	F8 (p)	Play / Pause	F12 (v)	Volume Up

www.a4tech.com

Other FN Shortcuts Switch

Shortcuts	Windows	Mac
fn + enter	Screen Lock	Not Support
fn + ▲	Device Screen Brightness +	
fn + ▼	Device Screen Brightness -	

Note: The final function refer to the actual system.

Dual-Function Key

Keyboard Layout	Windows	Mac
fn + O (mac) P (win)	Switching Steps: ① Choose MAC layout by pressing Fn+O ② Choose Windows layout by pressing Fn+P .	
ctrl ^	Ctrl	Control ^
opt ⌘	Start	Option
alt ⌥	Alt	Command
alt ⌥	Alt (Right)	Command
ctrl ⌥	Ctrl (Right)	Option

www.a4tech.com

Installation

Connection

Plug the USB cable to the computer USB port.

Software Download

For the best product performance, please download and install the Software from www.a4tech.com/download.aspx

Note: The software does not support Mac systems.



www.a4tech.com

Product Specifications

Switch: Scissor Switch	Report Rate: 1000 Hz
Character: Laser Engraving	Cable Length: 150 cm
Total Travel Distance: 2.0 mm	Port: USB
Keyboard Layout: Win / Mac	Includes: Keyboard, User Manual
Hotkeys: FN + F1 ~ F12	System Platform: Windows / Mac

Q & A

Question How to switch layout under different system?

Answer You can switch layout by pressing Fn + O / P under Windows | Mac.

Question Does the layout can be remembered?

Answer The layout you used last time will be remembered.

Question Why can't the function lights in Mac system prompt?

Answer Because Mac system does not have this function.

www.a4tech.com



www.a4tech.com



Scan for E-Manual