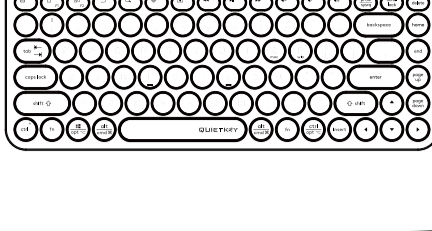
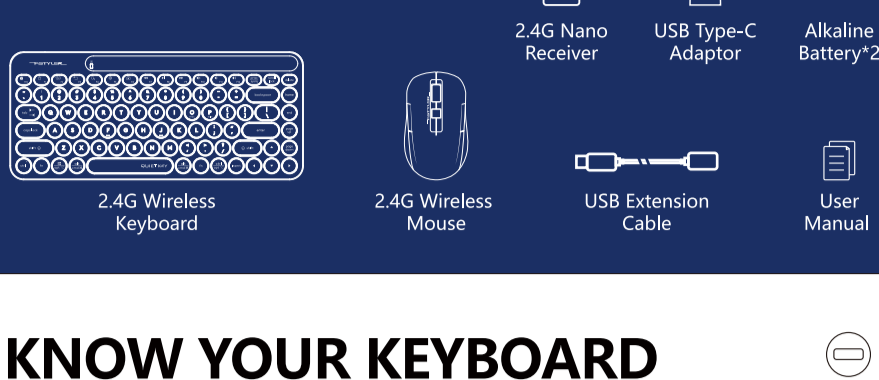


QUICK START GUIDE

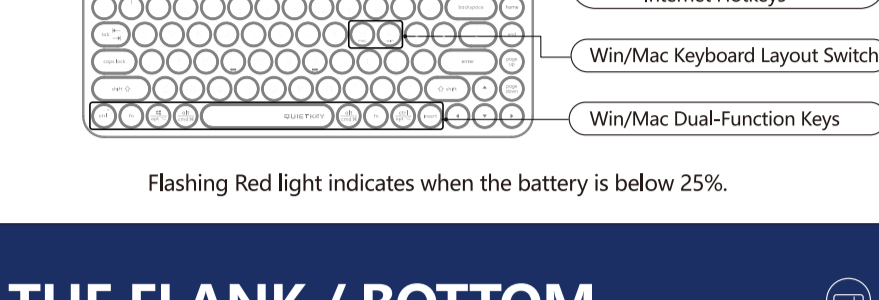


FSTYLER
COLLECTION

WHAT'S IN THE BOX



KNOW YOUR KEYBOARD

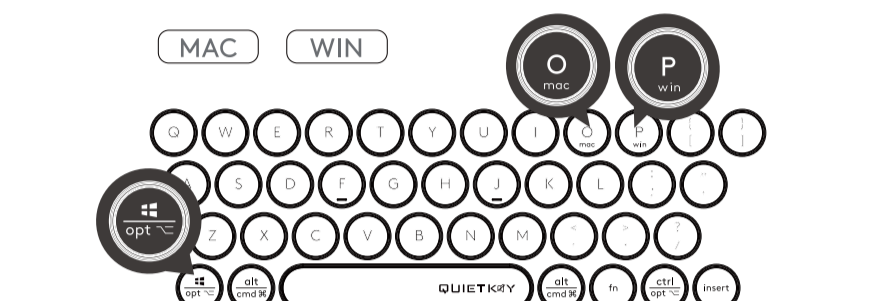


Flashing Red light indicates when the battery is below 25%.

THE FLANK / BOTTOM



SYSTEM SWAP

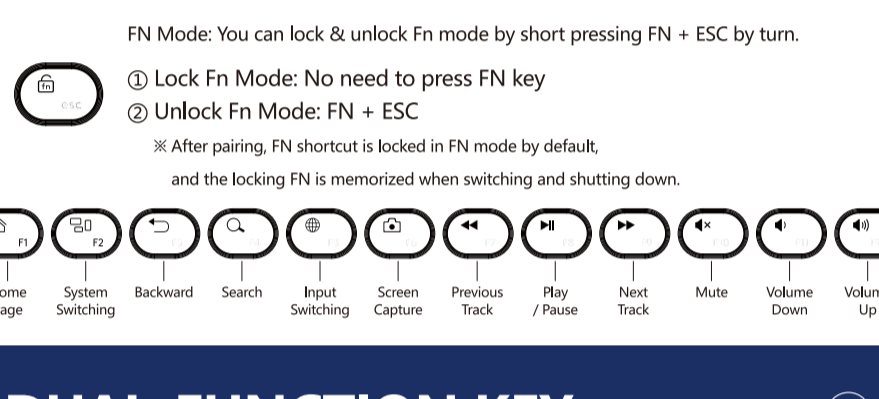


WINDOWS/MAC OS KEYBOARD LAYOUT

System	Shortcut [Long Press for 3S]	Indicator Light
Windows	fn + P	m/w
Mac OS	fn + O	Flashing Off

Note: Windows is default system layout. The device will remember the last keyboard layout, please switch as needed.

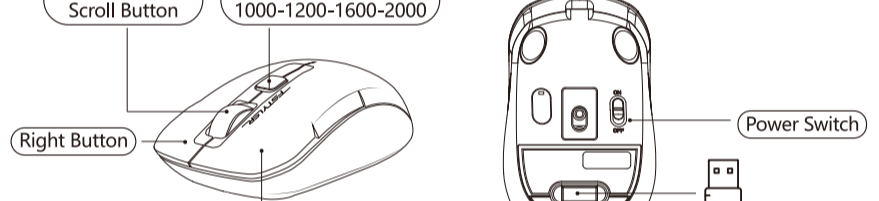
FN MULTIMEDIA KEY COMBINATION SWITCH



DUAL-FUNCTION KEY Multi-System Layout

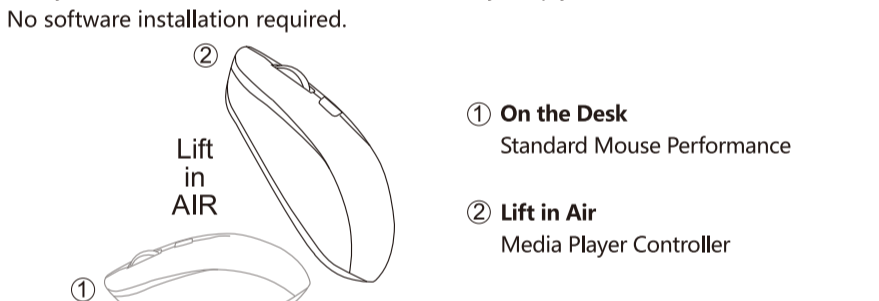
Shortcuts	win (Windows)	mac (Mac OS)
fn + O / P	Switching Steps: ① Choose Mac layout by pressing Fn+O . ② Choose Windows layout by pressing Fn+P .	
ctrl ^	Ctrl	Control ^
opt	Start	Option
alt cmd %	Alt	Command
alt md %	Alt (Right)	Command
ctrl opt	Ctrl (Right)	Option

KNOW YOUR MOUSE



[Desk + Air] DUAL FUNCTIONS

The innovative Air Mouse Function provides dual [Desk+Air] usage modes, turn your mouse into a multimedia controller by simply lift it in the air. No software installation required.



LIFT IN AIR FUNCTION

To activate the Air Function, please follow the steps:
① Lift the mouse in the air.
② Hold both left and right buttons for 5s.

So now you can operate the mouse in the air and turn it into a multimedia controller with the below functions.
Left Button: Anti-Sleep Setting Mode (Long Press 3S)
Right Button: Play / Pause
Scroll Wheel: Volume Up / Down
Scroll Wheel: Mute
DPI Button: Open Media Player

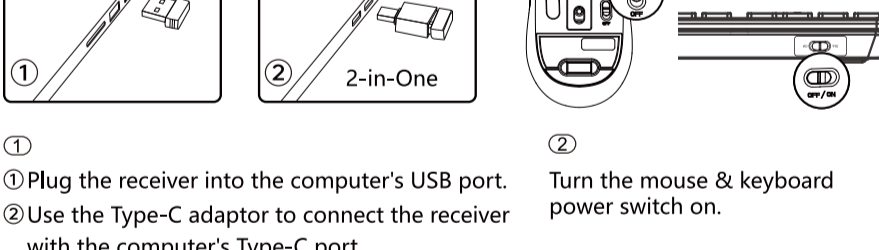
ANTI-SLEEP SETTING MODE

To prevent your PC from entering the sleep-mode setting while you are away from your desk, simply turn on our new Anti-Sleep Setting Mode for PC. It will automatically simulate the mouse cursor movement once you turn it on.

To turn on/off the Anti-Sleep Setting Mode for PC, please follow the steps:



CONNECTING 2.4G DEVICE



TECH SPEC

<p> Sensor: Optical</p> <p>Style: Symmetrical</p> <p>Report Rate: 125 Hz</p> <p>Resolution: 1000-1200-1600-2000 DPI</p> <p>Buttons No.: 4</p> <p>Size: 109 x 64 x 36 mm</p> <p>Weight: 86 g (w/ battery)</p>	<p> Keypad: Retro Style</p> <p>Keyboard Layout: Win / Mac</p> <p>Character: Silk Printing + UV</p> <p>Report Rate: 125 Hz</p> <p>Size: 315 x 138 x 27 mm</p> <p>Weight: 366 g (w/ battery)</p>
	<p> Connection: 2.4G Hz</p> <p>Operation Range: 10~15 m</p> <p>System: Windows 7/8/8.1/10/11</p>

Q & A (For Mouse)

- Question** Do I need to install software for the [Desk+Air] mouse function?
Answer Just lift the mouse in the air, and hold both left and right buttons for 5s to enable the "Lift in Air" function, to turn it into a multimedia controller.
- Question** Is the air function fully compatible with all multimedia platforms?
Answer The mouse air function is created according to the Microsoft operation instructions. Except for the volume control function, the other multimedia functions might be limited use by some system platforms or third-party software support.

Q & A (For Keyboard)

- Question** How to switch layout under different system?
Answer You can switch layout by pressing Fn + P / O under Windows / Mac.
- Question** Does the layout can be remembered?
Answer The layout you used last time will be remembered.
- Question** Why can't the 1000 lights in Mac system prompt?
Answer Because Mac system does not have this function.

WARNING STATEMENT

- The following actions may damage the product.
- To disassemble, bump, crush, or throw into fire is forbidden for the battery.
 - Do not expose under the strong or high temperature.
 - The discard of battery should obey to the local law, if possible please recycle it. Do not dispose it as household garbage, because it may cause an explosion.
 - Do not continue to use if severe swelling occurs.
 - Please do not charge the battery.

