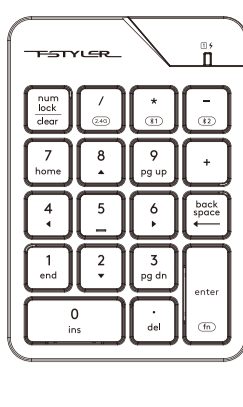


QUICK START GUIDE



WHAT'S IN THE BOX



Bluetooth/2.4G Numeric Keypad



Nano USB Receiver



USB Type-C Adaptor



USB Type-C Charging Cable



User Manual

KNOW YOUR KEYPAD

1 Dual Modes Num Lock

- 1) Synchronous (Default)
- 2) Asynchronous (Press Num Lock Key for 3s)

1 Dual Modes Num Lock



2 Multi-Device Switch



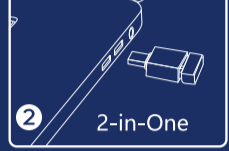
2 Multi-Device Switch



CONNECTING 2.4G DEVICE



1 Plug the receiver into the computer USB port.




2 Or use the Type-C adaptor to connect the receiver with the computer's Type-C port.



2 Turn the numeric keypad's power switch to on.

CONNECTING BLUETOOTH DEVICE 1 (For Mobile Phone/Tablet/Laptop)



- 1: Short-press FN+ [F1] and choose Bluetooth device 1 and light up in blue. Long-press FN+ [F1] for 3S and blue light flashes slowly when pairing.
- 2: Choose [FBK21C] from your Bluetooth device. The indicator will be solid blue for a while then light off after the keypad is connected.

CONNECTING BLUETOOTH DEVICE 2 (For Mobile Phone/Tablet/Laptop)



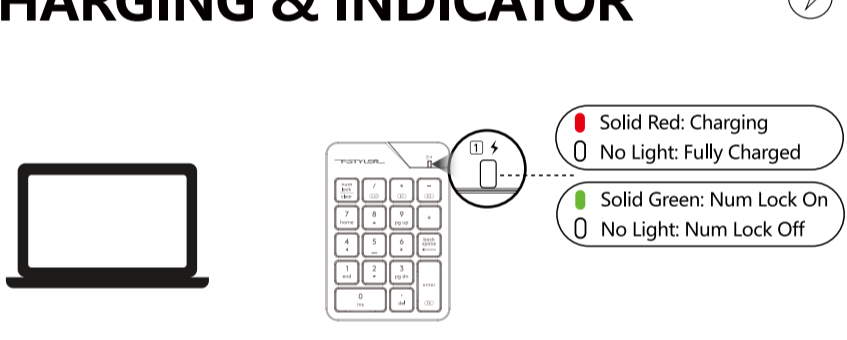
- 1: Short-press FN+ [F2] and choose Bluetooth device 2 and light up in purple. Long-press FN+ [F2] for 3S and purple light flashes slowly when pairing.
- 2: Choose [FBK21C] from your Bluetooth device. The indicator will be solid purple for a while then light off after the keypad is connected.

INDICATOR (For Mobile Phone/Tablet/Laptop)



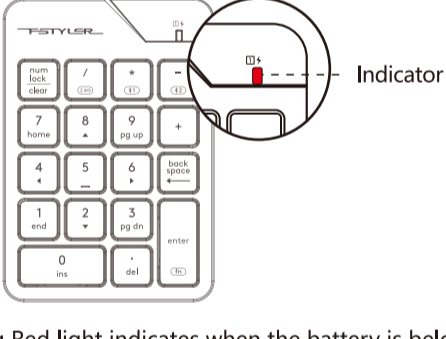
| Indicator | Yellow Light | Blue Light | Purple Light |
|-----------------------------------|-----------------|---|--------------|
| Multi-Device Switch | fn + / | fn + * | fn + - |
| Device Switch: Short-Press for 1S | Solid Light 5S | | |
| Pair Device: Long-Press for 3S | No Need to Pair | Pairing: Flashes Slowly Connected: Solid Light 10S | |

CHARGING & INDICATOR



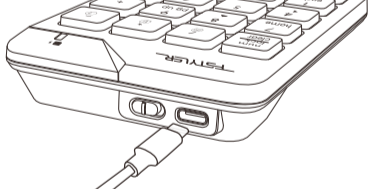
USB-A USB Type-C 2H Charging Time

LOW BATTERY INDICATOR



Flashing Red light indicates when the battery is below 25%.

TYPE-C RECHARGEABLE



Built-in Lithium Battery

TECH SPEC



| | |
|---|---------------------------------|
| Connection: Bluetooth / 2.4G | Keys No.: 18 |
| Operating Range: 5~10M | Character: Laser Engraving |
| Multi-Device: 3 Devices (Bluetoothx2, 2.4Gx1) | Battery: 200mAh Lithium Battery |
| Report Rate: 125 Hz | Size: 87 x 124 x 24 mm |
| Keypcap: Low-Profile | Weight: 87g |
| | System: Windows 10 / 11 |

Q & A

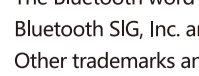


- Question** How many devices can be connected?
Answer Interchange and connect up to 3 devices at the same time.
- Question** Does the keypad remember the connected device?
Answer The device you connected last time will be remembered.
- Question** How can I know the current device is connected or not?
Answer When you turn on your device, the device indicator will be solid. (disconnected: 5S, connected: 10S)

WARNING STATEMENT



- The following actions may/will cause damages to the product.
- To disassemble, bump, crush, or throwing into fire, you may cause irrefutable damages in event of the lithium battery leakage.
 - Do not expose under the strong sunlight.
 - Please obey all local laws when discarding the batteries, if possible please recycle it. Do not dispose it as household garbage, it may cause a fire or an explosion.
 - Please try to avoid charging in the environment below 0°C.
 - Do not remove or replace the battery.
 - Forbidden to use 6V to 24V charger, otherwise the product will be burned. Recommended to use a 5V charger for charging.



The Bluetooth word mark and logos are registered trademarks owned by the Bluetooth SIG, Inc. and any use of such marks by A4tech is under license. Other trademarks and trade names are those of their respective owners.



www.a4tech.com



Scan for E-Manual